

## REPORT

25800 COMMERCENTRE DRIVE, LAKE FOREST, CA 92630

Project No. G104592322

Date: February 11, 2021

REPORT NO. 104592322LAX-001C

TEST OF ONE DIRECT LED LUMINAIRE

MODEL NO. GAZERD-18-LED35-SO  
LED MODEL NO. LUMILEDS 2835  
DRIVER MODEL NO. OSRAM OTI 85W G2

RENDERED TO

PRUDENTIAL LIGHTING  
1774 EAST 21ST  
LOS ANGELES, CA 90058

STATEMENT OF LIMITATION: This report must not be used by the client to claim product certification, approval, or endorsement by NVLAP, NIST, or any agency of the federal government.

TEST: Electrical and Photometric tests as required to the IESNA test standard.

AUTHORIZATION: The testing performed was authorized by signed quote number Qu-01120100-3.

STANDARDS USED: The following American National Standards or Illuminating Engineering Society of North America Test Guides were used in part or totally to test each specimen:

IESNA LM-79 - 2008: Electrical and Photometric Measurements of Solid State Lighting

DESCRIPTION OF SAMPLE: The client submitted one Prototype sample of model number GazeRD-18-LED35-SO. The sample was received by Intertek on February 8, 2021, in undamaged condition and one sample was tested as received. The sample designation was LAN2102080745-001 .

DATES OF TESTS: February 10, 2021

## SUMMARY

Model No.:	GazeRD-18-LED35-SO
Description:	Direct LED Luminaire

Criteria	Result
Total Lumen Output (Lumens)	3387
Total Power (W)	28.03
Luminaire Efficacy (LPW)	120.8
Power Factor	0.990

## EQUIPMENT LIST

Equipment Used	Model Number	Control Number	Last Date Calibrated	Calibration Due Date	Date Used
Goniophotometer	6440T	000943	VBU	VBU	02/10/21
AC Source	CW1251P	000944	VBU	VBU	02/10/21
Power Analyzer	WT210	000945	09/29/20	09/29/21	02/10/21
Tape Measure	33-428	001491	VBU	VBU	02/10/21
Magnetic Level	581-9	001610	10/21/20	10/21/21	02/10/21
Temp. & RH Meter	971	002137	10/13/20	10/13/21	02/10/21
Thermometer	DPI8-C24	001782	10/09/20	10/09/21	02/10/21

## TEST METHODS

### Seasoning in Sample Orientation – LED Products

No seasoning was performed in accordance with IESNA LM-79.

### Photometric and Electrical Measurements – Distribution Method

A LSI Type C High Speed Model 6440 Mirror Goniometer was used to measure the intensity (candelas) at each angle of distribution for each sample.

Ambient temperature was measured equal to the height of the sample mounted on the Goniometer equipment. Each sample was operated at input rated voltage in its designated orientation. Each sample was allowed to stabilize for at least thirty minutes before measurements were made. Electrical measurements including voltage, current, and power were measured using the Xitron or Yokogawa Power Analyzer.

Some graphics were created with Photometrics Plus software.

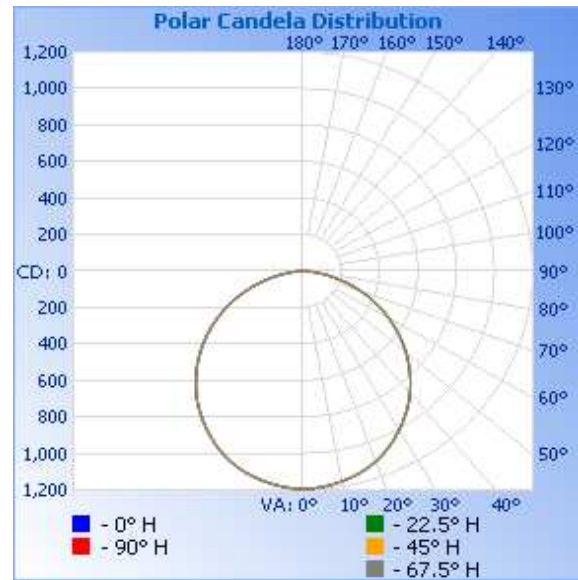
## RESULTS OF TEST

### Photometric and Electrical Measurements at Ambient Temperature (25°C +/- 1°C) – Distribution Method

Intertek Sample No.	Base Orientation	Input Voltage {Vac}	Input Current (mA)	Input Power (Watts)	Input Power Factor	Absolute Luminous Flux (Lumens)	Lumen Efficacy (LPW)
LAN2102080745-001	Up	120.0	236.0	28.03	0.990	3387	120.8

### Intensity (Candlepower) Summary at 25°C - Candelas

Angle	0	22.5	45	67.5	90
0	1194	1194	1194	1194	1194
5	1187	1187	1187	1187	1187
10	1170	1170	1170	1170	1170
15	1145	1145	1145	1145	1145
20	1109	1110	1110	1110	1110
25	1061	1062	1062	1062	1062
30	1004	1004	1004	1004	1005
35	940	940	940	941	941
40	869	869	869	869	870
45	790	790	790	790	791
50	704	704	704	704	704
55	613	614	614	614	614
60	519	519	519	519	520
65	421	421	421	421	422
70	322	321	321	321	322
75	224	223	222	223	223
80	132	131	131	130	131
85	56	56	56	55	56
90	0	0	0	0	0




## RESULTS OF TEST (cont'd)

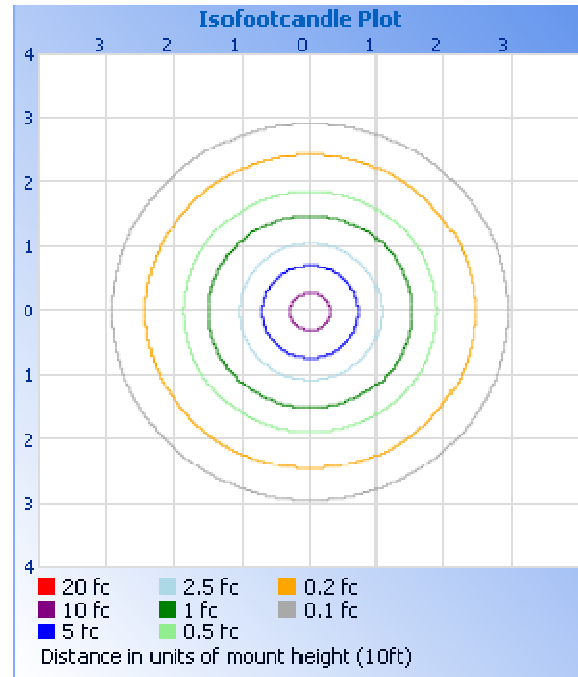
### Illumination Plots

Mounting Height: 10 ft.

#### Illuminance - Cone of Light



#### Isoillumination Plot



#### Zonal Lumen Summary and Percentages at 25°C

Zone	Lumens	% Luminaire
0-30	924.8	27.3
0-40	1513	44.7
0-60	2670	78.8
60-90	717.4	21.2
0-90	3387	100.0
90-180	0.0	0.0
0-180	3387	100.0

#### Zonal Lumens and Percentages at 25°C

Zone	Lumens	% Luminaire
0-10	112.7	3.3
10-20	323.0	9.5
20-30	489.0	14.4
30-40	588.1	17.4
40-50	609.0	18.0
50-60	548.1	16.2
60-70	416.4	12.3
70-80	236.2	7.0
80-90	64.8	1.9

#### Spacing Criterion at 25°C

Spacing Criterion (0-180)	1.26
Spacing Criterion (90-270)	1.26
Spacing Criterion (Diagonal)	1.38

PICTURES (not to scale)



CONCLUSION

The results tabulated in this report are representative of the actual test samples submitted for this report only. The data is provided to the client for further evaluation. Compliance to the referenced specification requirements was not determined in this report.

In Charge Of Tests:



Kellen Murakami  
Technician  
Lighting Division

Attachment: None

Report Reviewed By:



Vladimir Kozak  
Engineering Supervisor  
Lighting Division